



AUXILIARY SWITCH BLOCK, 1NO,
DIN EN 50005, CONNECTION FROM ABOVE,
SCREW CONNECTION,
F. CONTACTOR RELAYS A. CONTACT. FOR SWITCHING
MOTORS,
SIZE S00

Auxiliary circuit:

Number of NC contacts / for auxiliary contacts		
• instantaneous switching		0
Number of NO contacts / for auxiliary contacts		
• instantaneous switching		1
Operating current / of the auxiliary contacts / at AC-15		
• at 230 V	A	6

Installation/mounting/dimensions:

Type of mounting		snap-on mounting
------------------	--	------------------

Connections:

Design of the electrical connection		
• for auxiliary and control current circuit		screw-type terminals

Certificates/approvals:

General Product Approval	Functional Safety / Safety of Machinery	Declaration of Conformity	Test Certificates
--------------------------	---	---------------------------	-------------------



CCC



CSA



GOST

[Type Examination](#)



EG-Konf.

[Special Test Certificate](#)

Shipping Approval



ABS



BUREAU
VERITAS



GL



LRS



RINA



RMRS

other

[other](#)

[Environmental
Confirmations](#)

Further information:

Information- and Downloadcenter (Catalogs, Brochures,...)

<http://www.siemens.com/industrial-controls/catalogs>

Industry Mall (Online ordering system)

<http://www.siemens.com/industrial-controls/mall>

Cax online generator:

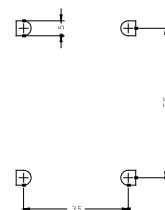
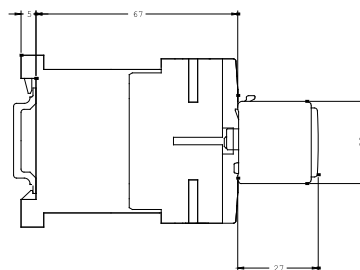
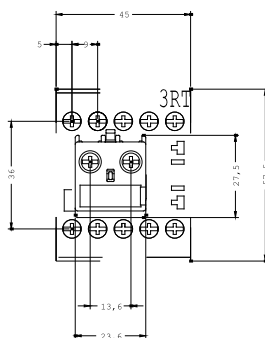
<http://www.siemens.com/cax>

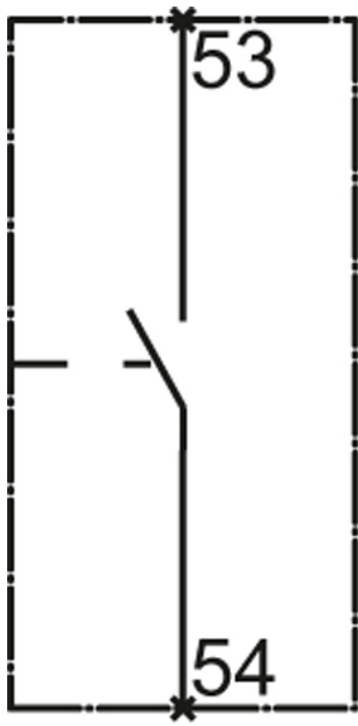
Service&Support (Manuals, Certificates, Characteristics, FAQs,...)

<http://support.automation.siemens.com/WW/view/en/3RH1911-1AA10/all>

Image database (product images, 2D dimension drawings, 3D models, device circuit diagrams, ...)

http://www.automation.siemens.com/bilddb/cax_en.aspx?mlfb=3RH1911-1AA10





last change:

Sep 10, 2012