



AUXILIARY SWITCH BLOCK, DIN EN 50005,  
1NO+1NC, CONNECTION FROM ABOVE,  
SCREW CONNECTION,  
F. CONTACTOR RELAYS A. CONTACT. FOR SWITCHING  
MOTORS,  
SIZES00

Auxiliary circuit:

Number of NC contacts / for auxiliary contacts

- instantaneous switching

1

Number of NO contacts / for auxiliary contacts

- instantaneous switching

1

Operating current / of the auxiliary contacts / at AC-15

- at 230 V

A

6

Installation/mounting/dimensions:

Type of mounting

snap-on mounting

Connections:

Design of the electrical connection

- for auxiliary and control current circuit

screw-type terminals

Certificates/approvals:

General Product Approval				Functional Safety / Safety of Machinery	Declaration of Conformity
--------------------------	--	--	--	-----------------------------------------------	------------------------------



CCC



CSA



GOST



UL

[Type Examination](#)



EG-Konf.

Test Certificates	Shipping Approval
-------------------	-------------------

[Special Test  
Certificate](#)



ABS



BUREAU  
VERITAS



GL



RMRS

other

[other](#)

[Environmental  
Confirmations](#)

#### Further information:

**Information- and Downloadcenter (Catalogs, Brochures,...)**

<http://www.siemens.com/industrial-controls/catalogs>

**Industry Mall (Online ordering system)**

<http://www.siemens.com/industrial-controls/mall>

**Cax online generator:**

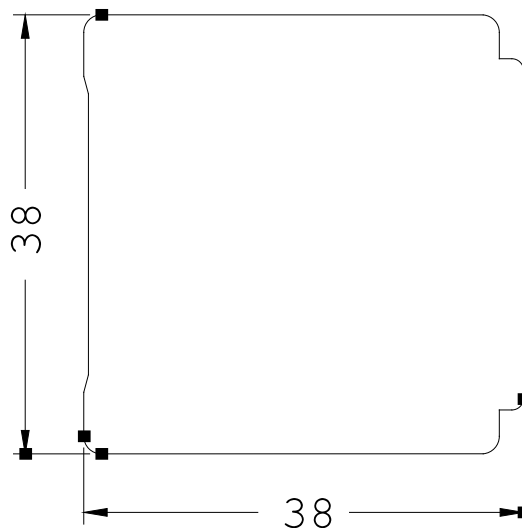
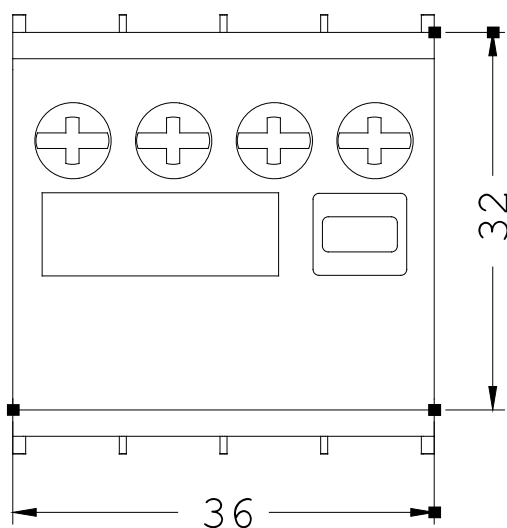
<http://www.siemens.com/cax>

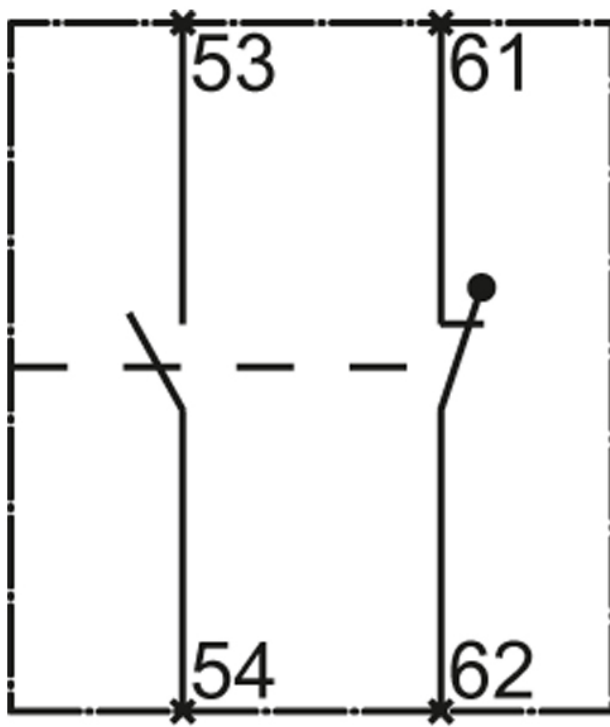
**Service&Support (Manuals, Certificates, Characteristics, FAQs,...)**

<http://support.automation.siemens.com/WW/view/en/3RH1911-1LA11/all>

**Image database (product images, 2D dimension drawings, 3D models, device circuit diagrams, ...)**

[http://www.automation.siemens.com/bilddb/cax\\_en.aspx?mlfb=3RH1911-1LA11](http://www.automation.siemens.com/bilddb/cax_en.aspx?mlfb=3RH1911-1LA11)





last change:

Sep 10, 2012