



AUX. SWITCH BLOCK, 1 NO+1 NC,  
DIN EN50012, LATERALLY, 10 MM,  
SCREW CONNECTION,SIZE S0...S12,  
FOR MOTOR CONTACTORS,

Auxiliary circuit:

Number of NC contacts / for auxiliary contacts

- instantaneous switching

1

Number of NO contacts / for auxiliary contacts

- instantaneous switching

1

Operating current / of the auxiliary contacts / at AC-15

- at 230 V

A

6

Installation/mounting/dimensions:

Type of mounting

snap-on mounting









Connections:

Design of the electrical connection

- for auxiliary and control current circuit

screw-type terminals

Certificates/approvals:

General Product Approval				Functional Safety / Safety of Machinery	Declaration of Conformity
 CCC	 CSA	 GOST	 UL	<a href="#">Type Examination</a>	 EG-Konf.
Test Certificates		Shipping Approval		other	
<a href="#">Special Test Certificate</a>		 ABS	 GL	 RMRS	<a href="#">Environmental Confirmations</a>

#### Further information:

##### Information- and Downloadcenter (Catalogs, Brochures,...)

<http://www.siemens.com/industrial-controls/catalogs>

##### Industry Mall (Online ordering system)

<http://www.siemens.com/industrial-controls/mall>

##### Cax online generator:

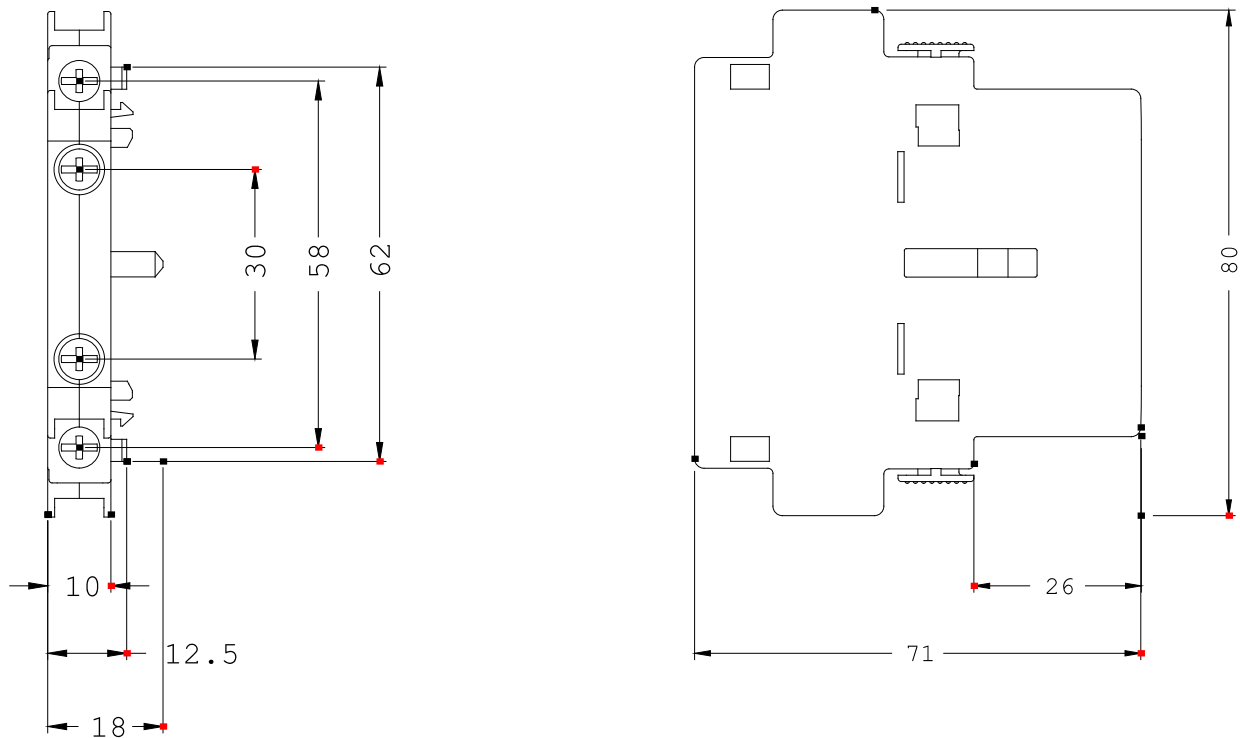
<http://www.siemens.com/cax>

##### Service&Support (Manuals, Certificates, Characteristics, FAQs,...)

<http://support.automation.siemens.com/WW/view/en/3RH1921-1DA11/all>

##### Image database (product images, 2D dimension drawings, 3D models, device circuit diagrams, ...)

[http://www.automation.siemens.com/bilddb/cax\\_en.aspx?mlfb=3RH1921-1DA11](http://www.automation.siemens.com/bilddb/cax_en.aspx?mlfb=3RH1921-1DA11)



last change:

Sep 10, 2012