



CONTACTOR, AC-3 5.5KW/400V, 1 NC,  
DC 24 V, 3-POLE, SIZE S00,  
SCREW CONNECTION

General details:		
product brand name		SIRIUS
product designation		power contactor
Size of the contactor		S00
Protection class IP / on the front		IP20
Degree of pollution		3
Installation altitude / at a height over sea level / maximum	m	2,000
Ambient temperature / during operating	°C	-25 ... +60
Active power loss / per conductor / typical	W	1.24
Item designation		
<ul style="list-style-type: none"> <li>• according to DIN EN 61346-2</li> <li>• according to DIN 40719 extendable after IEC 204-2 / according to IEC 750</li> </ul>		Q K
Mechanical operating cycles as operating time		
<ul style="list-style-type: none"> <li>• of the contactor / typical</li> <li>• of the contactor with added auxiliary switch block / typical</li> <li>• of the contactor with added electronics-compatible auxiliary switch block / typical</li> </ul>		30,000,000 10,000,000 5,000,000
Main circuit:		
Number of poles / for main current circuit		3

<b>Number of NC contacts / for main contacts</b>		0
<b>Number of NO contacts / for main contacts</b>		3
<b>Operating current / at AC-1 / at 400 V / at 40 °C ambient temperature / rated value</b>	A	22
<b>Operating current / at AC-1 / at 400 V / at 60 °C ambient temperature / rated value</b>	A	20
<b>Operating current</b>		
• at AC-3 / at 400 V / rated value	A	12
• with 1 current path		
• at DC-1		
• at 24 V / rated value	A	20
• at 110 V / rated value	A	2.1
• at DC-3 / at DC-5		
• at 24 V / rated value	A	20
• at 110 V / rated value	A	0.15
• with 2 current paths in series		
• at DC-1		
• at 24 V / rated value	A	20
• at 110 V / rated value	A	12
• at DC-3 / at DC-5		
• at 24 V / rated value	A	20
• at 110 V / rated value	A	0.35
• with 3 current paths in series		
• at DC-1		
• at 24 V / rated value	A	20
• at 110 V / rated value	A	20
• at DC-3 / at DC-5		
• at 24 V / rated value	A	20
• at 110 V / rated value	A	20
<b>Service power</b>		
• at AC-1 / at 400 V / rated value	kW	13
• at AC-2 / at 400 V / rated value	kW	5.5
• at AC-3		
• at 400 V / rated value	kW	5.5
• at 500 V / rated value	kW	5.5
• at 690 V / rated value	kW	5.5
<b>Control circuit:</b>		
<b>Design of activation</b>		conventional
<b>Type of voltage / of the controlled supply voltage</b>		DC
<b>Control supply voltage / 1</b>		

- for DC

- rated value

V

24

### Auxiliary circuit:

#### Contact reliability / of the auxiliary contacts

1 faulty switching per 100 million (17 V, 1 mA)

#### Number of NC contacts / for auxiliary contacts

- instantaneous switching
- lagging switching

1  
0

#### Number of NO contacts / for auxiliary contacts

- instantaneous switching
- leading switching

0  
0

#### Operating current / of the auxiliary contacts

- at AC-12 / maximum
- at AC-15
  - at 230 V
  - at 400 V
- at DC-12
  - at 60 V
  - at 110 V
  - at 220 V
- at DC-13
  - at 24 V
  - at 60 V
  - at 110 V
  - at 220 V

A 10  
A 6  
A 3  
A 6  
A 3  
A 1  
A 10  
A 2  
A 1  
A 0.3

### Short-circuit:

#### Design of the fuse link

- for short-circuit protection of the auxiliary switch / required
- for short-circuit protection of the main circuit
  - with type of assignment 1 / required
  - at type of coordination 2 / required

fuse gL/gG: 10 A  
fuse gL/gG: 35 A  
fuse gL/gG: 20 A

### Installation/mounting/dimensions:

#### Type of mounting

screw and snap-on mounting onto 35 mm standard mounting rail according to DIN EN 50022

#### series installation

Yes

#### Width

mm 45

#### Height

mm 57.5

#### Depth

mm 72

#### Distance, to be maintained, to earthed part / sideways

mm 6

## Connection type:

### Design of the electrical connection

- for main current circuit
- for auxiliary and control current circuit

screw-type terminals

screw-type terminals

### Identification number and letter for switching elements

01 E

## Certificates/approvals:

### General Product Approval

### Functional Safety / Safety of Machinery



CQC



CSA

[KETI](#)

[ROSTEST](#)

[SUVA](#)

### Test Certificates

[Manufacturer](#)

[other](#)

### Shipping Approval



ABS



BUREAU  
VERITAS



DNV



GL



LRS



PRS

### Shipping Approval

[other](#)



RMRS

[Manufacturer](#)

[other](#)

## Further information:

### Information- and Downloadcenter (Catalogs, Brochures,...)

<http://www.siemens.com/industrial-controls/catalogs>

### Industry Mall (Online ordering system)

<http://www.siemens.com/industrial-controls/mall>

### CAX-Online-Generator

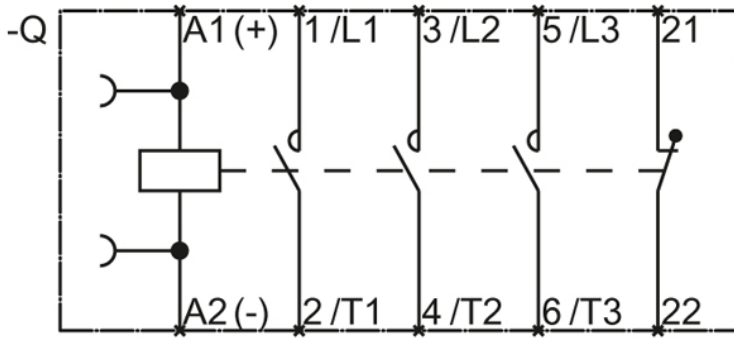
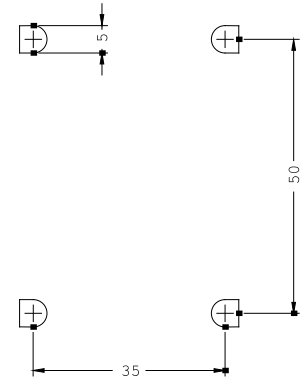
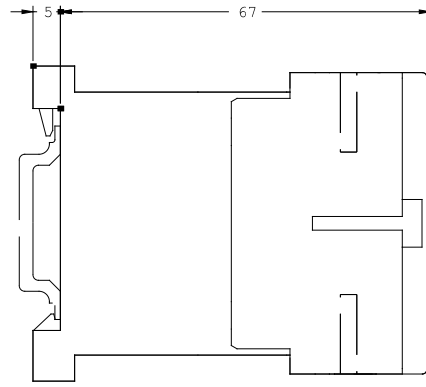
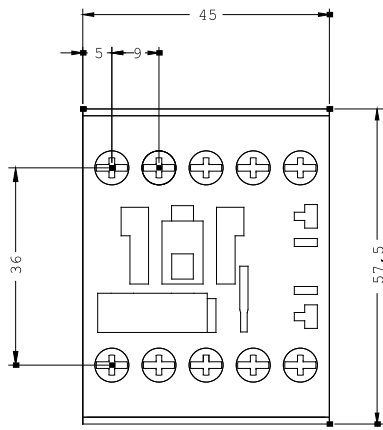
<http://www.siemens.com/cax>

### Service&Support (Manuals, Certificates, Characteristics, FAQs,...)

<http://support.automation.siemens.com/WW/view/en/3RT1017-1BB42/all>

### Image database (product images, 2D dimension drawings, 3D models, device circuit diagrams, ...)

[http://www.automation.siemens.com/bilddb/cax\\_en.aspx?mlfb=3RT1017-1BB42](http://www.automation.siemens.com/bilddb/cax_en.aspx?mlfb=3RT1017-1BB42)



last change:

Feb 10, 2012